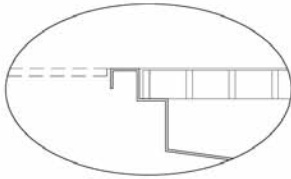


## FLOOR TROUGH

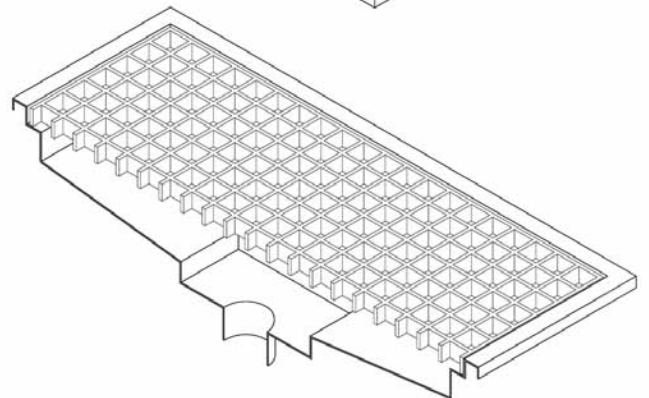
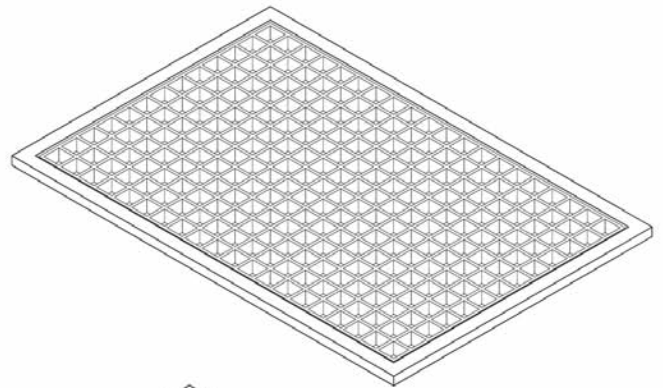
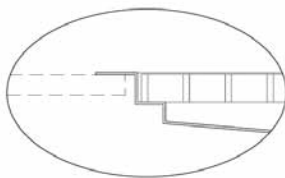
FT

### Vertical step design



### Flush mounted design

(Perfect for wood structure applications)



### SPECIFICATIONS:

Stainless steel, type 304, #4 finish.

14ga, fully welded and polished construction.

Isophthalic polyester, food grade, corrosion resistant grating spaced 1.25" (inside clearance).

Perfect for meat production, food processing, bottling and brewing applications

3" O.D. 12" long stainless steel waste pipe.

Removable perforated stainless steel strainer basket.

Sloped towards waste for efficient drainage.

2 mounting designs available (see drawings above).

### OPTIONAL EQUIPMENT:

Stainless steel grate

**CALL US FOR A FLOOR TROUGH SUITABLE TO YOUR PROJECT.**

**CUSTOMIZED TROUGHS AVAILABLE.**

**ALSO AVAILABLE, TROUGHS TO HOLD KETTLES, SKILLETS  
AND OTHER COOKING EQUIPMENT**

